



**Global Service Division (GSD)**

## **General Instructions for**

# **INBOUND shipments** (ver 1.22)

MacGregor warehouses in the Netherlands and Singapore.

### **Important Note**

All deliveries should be made under the following guidelines to ensure easier receiving and fast handling. Failure to meet these requirements may lead to delays or delivery refusal at the receiving warehouses (as well as processing of invoice payment).

For

- EUROPE Bound Delivery - Venray, the Netherlands - Refer to page 2
- ASIA Bound Delivery - Singapore - Refer to page 6
- Inbound Marking Labelling /Delivery Documentation Guidelines - Refer to page 10

# EUROPE Bound Delivery: Venray, the Netherland

## 1. Inbound Delivery Announcement Requirement (Pre-advice INBOUND & Unloading Reference)

All deliveries to the warehouse should be pre-advised and announced to Macgregor relevant Purchaser / Logistic personnel and our warehouse partner DSV. Relevant mode of delivery (or pick-up) is to be confirmed and advised by MacGregor Purchaser or Logistic Team

Depending on your mode of delivery, an UNLOADING REFERENCE NUMBER “I-Number” (FORMAT “I XXXXX”) MAY be provided to you.

**An UNLOADING REFERENCE NUMBER “I-Number”, is a MUST for Deliveries needed unloading assistance at warehouse**

- Such as LARGE, HEAVY, Odd-size packages and Palletised Delivery (when needing unloading assistance)
- For ROAD TRANSPORTATION by Other Forwarder or your own (not by DSV)

\*Failure to present the relevant (I-Number), may lead to rejection at the gate.

Requirements	Courier Delivery (UPS / DHL / Fedex etc )	Air and Sea Freight	Road Transportation	
			By DSV Road / Freight	By Other
Pre-Delivery Advice to MacGregor Purchaser/Logistics and DSV	<b>YES</b>	<b>YES</b>	<b>YES</b>	<b>YES</b>
Warehouse UNLOADING REFERENCE NUMBER “I-Number”	Not Needed for small package. *for large and pallet size, INBOUND announcement is <b>NEEDED</b>	Not Needed *handled by MCG	Not Needed	<b>NEEDED</b>

### How to Make an INBOUND Announcement (pre-delivery)

- I. Send an pre-delivery announcement to relevant **MacGregor employee (relevant Purchaser)** and to **DSV email ([macgregor.vnr@nl.dsv.com](mailto:macgregor.vnr@nl.dsv.com))**
- II. Required Information to be provided for an INBOUND announcement
  - MacGregor PO number (10-digit: 4504/5xxxxxxxx)
  - Delivery Note / Packing list
    - Invoice / Performa (mandatory for deliveries originating from outside of the EU)
    - Mode of transport / Size and Weight of Packages / including Qty
    - Expected delivery date / time

**When a delivery has been approved**, you should

- I. Receive an acknowledgement
- II. Ensure you Received an **UNLOADING REFERENCE NUMBER “I-Number”** (FORMAT “I XXXXX”) , for large, heavy, palletised or the road transport by other forwarder or your own
- III. Proceed with the delivery as announced, present the UNLOADING REFERENCE NUMBER (I-Number) at the gate

**❖ Failure to present the relevant UNLOADING REFERENCE NUMBER (I-Number), may lead to rejection at the gate. Do NOT make delivery without a delivery acknowledgement**

## 2. Delivery Document requirements

### I. Delivery Note /Packing List

- All Parts are required to be clearly identifiable and marked with MacGregor part numbers. (See detail specification of labelling Pg10)
- Delivery Note and Packing list should mention MacGregor PO number (mandatory) Preferably if you have been provided with a Macgregor delivery Number, it should be mentioned too (If available /Optional).
- Delivery Notes and Packing List should be addressed to Buyer and Consignee detail (See example below)

<b>DELIVERY NOTE</b>	
<b>Buyer</b>	<b>Consignee / Warehouse Address</b>
MacGregor Pte. Ltd. 31 International Business Park, #05-01, Singapore 609921	MacGregor Netherlands B.V. (Logistic Centre Europe) c/o DSV Solutions Nederland B.V. Witte Vennenweg 1 5807 EJ Venray Netherlands

### II. Invoice/ Pro-forma Invoice (mandatory for shipments originating from a non-EU region or country)

The invoice should contain data as follows ((See details in the example)

- Buyer Information
- Ship to / Consignee information
- MacGregor Po reference
- INCOTERMS

<b>PROFORMA INVOICE</b>	
	Date: 1 Aug 2022 Invoice # XXXXXXXX Customer ID : XXXXXX
<b>Buyer / Bill to:</b>	<b>Ship to / Consignee</b>
MacGregor Pte. Ltd. 31 International Business Park, #05-01, Singapore 609921  VAT: NL826448112B01	MacGregor Netherlands B.V. (Logistic Centre Europe) WAALHAVEN O.Z. 123, 3087 BM ROTTERDAM  VAT-Number : NL852981697B01 EORI-Number : NL852981697
<b>Shipping Information</b>	
Customer Po # INCOTERMS : FCA Netherlands	Transport Mode Number of Packages / Weight ( )

### III. Other Shipping Document / Information (when applicable)

Airfreight waybill	Sea freight Bill of Lading
<p><b>Consignee</b> MacGregor Netherlands (Logistic Centre Europe) c/o DSV Solutions Nederland B.V. Witte Vennenweg 1 5807 EJ Venray Netherlands</p> <p><b>Notify</b> DSV Solutions Venray Witte Vennenweg 1, 5807 EJ Oostrum Netherlands <a href="mailto:macgregor.vnr@nl.dsv.com">macgregor.vnr@nl.dsv.com</a></p> <p><b>Preferred airports:</b> Amsterdam, Dusseldorf, Luxembourg</p>	<p><b>Consignee</b> MacGregor Netherlands (Logistic Centre Europe) c/o DSV Solutions Nederland B.V. Witte Vennenweg 1 5807 EJ Venray Netherlands</p> <p><b>Notify Party</b> DSV Solutions Venray Witte Vennenweg 1, 5807 EJ Oostrum Netherlands <a href="mailto:macgregor.vnr@nl.dsv.com">macgregor.vnr@nl.dsv.com</a></p> <p><b>Port of discharge:</b> Rotterdam</p>

### 3. Freight forwarding / Courier accounts (such UPS, DHL FEDEX etc)

When applicable (or instructed from our purchasers and logistic team) and as agreed incoterms, transport can be booked on MacGregor's accounts.

Package (0- 30 kg)	Package above 30 kg
<p><b>From within EU region</b> -UPS account 38E1R5</p> <p><b>From Rest of the World</b> - DHL Express 960631687</p> <p><b>Delivery address:</b> MacGregor Netherlands B.V. c/o DSV Solutions Nederland B.V. Witte Vennenweg 1 5807 EJ Venray Netherlands PIC: Danielle Luijpers Phone no.: +31 (0)478 52 12 47</p> <p><b>Always reference to MacGregor's PO number (450xxxxxxx)</b></p> <p>If, for any reason, you can't book UPS for the delivery, please use the alternative DHL account.</p>	<p><b>Within EU ( + UK and Norway)</b></p> <p><b>Contact DSV</b> Collection Request : <a href="mailto:nl.sha.freight.vnr@nl.dsv.com">nl.sha.freight.vnr@nl.dsv.com</a></p> <p>Information needed when making request</p> <p>1) Pick Up Address</p> <ul style="list-style-type: none"> <li>● Company name</li> <li>● Loading address</li> <li>● Contact person / Phone / Email</li> <li>● Shipment information</li> </ul> <p>2) Order / Delivery Details</p> <ul style="list-style-type: none"> <li>● MacGregor PO number (450xxxxxxx)</li> <li>● Content</li> <li>● Type of packaging</li> <li>● Number of packages</li> <li>● Size of Packages / Weight</li> </ul> <p>3) Any Special requirements (example)</p> <ul style="list-style-type: none"> <li>● ADR goods</li> <li>● Tail lift</li> </ul>

Always Ensure document requirement are adhered as mentioned above as Packing List, Commercial invoice etc (if applicable). Note the right Buyer and Consignee details are correct.

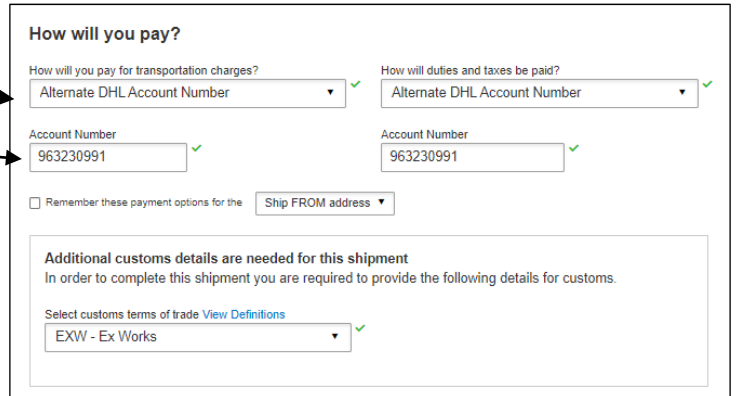
**TRANSPORTATION CHARGES (Courier Charges)**

Depending on PO incoterms, if the transportation charges are to be borne by Macgregor

When booking a Courier, **ensure the PAYER is “MacGregor”, Please select “Charge to Account”** ....example from DHL page

Transportation charge to Account Number  
(Do NOT select “charge to Receiver”)

Ensure MacGregor account # is mentioned



In case of further questions, do not hesitate to contact the respective MacGregor employee who placed the order or arranged the delivery. Alternatively you may contact your local MacGregor sourcing contact or use [macgregorsupplier@macgregor.com](mailto:macgregorsupplier@macgregor.com)

**Quick Reference /  
Information useful for Delivery / Shipping Document requirements  
Related to EUROPE bound deliveries**

**Buyer / Bill to**

MacGregor Pte. Ltd.  
31 International Business Park,  
#05-01, Singapore 609921  
VAT: NL826448112B01

**Importer / Consignee**

MacGregor Netherlands B.V.  
WAALHAVEN O.Z. 123,  
3087 BM ROTTERDAM  
VAT-Number : NL852981697B01  
EORI-Number : NL852981697

**Warehouse Address**

MacGregor Netherlands B.V  
(Logistic Centre Europe).  
c/o DSV Solutions Nederland B.V.  
Witte Vennenweg 1  
5807 EJ Venray  
Netherlands

**Notify Party**

DSV Solutions Venray  
Witte Vennenweg 1, 5807 EJ Oostrum  
Netherlands  
[macgregor.vnr@nl.dsv.com](mailto:macgregor.vnr@nl.dsv.com)

**For Sea-freight / Port of discharge:** Rotterdam

**For Air-freight / Preferred airports:** Amsterdam, Dusseldorf, Luxembourg

## For ASIA Bound Delivery: Singapore

### 4. Inbound Delivery Announcement Requirement (Pre-advice INBOUND & Unloading Reference)

All deliveries to the warehouse should be pre-advised and announced to Macgregor relevant Purchaser / Logistic personnel and our warehouse partner DSV. Relevant mode of delivery (or pick-up) is to be confirmed and advice by MacGregor Purchaser or Logistic Team

Requirements	Courier Delivery (UPS / DHL / Fedex etc )	Air and Sea Freight	Road Transportation	
			By DSV Road / Freight	By Other
Pre-Delivery Advice to MacGregor Purchaser / Logistics and DSV	<b>YES</b>	<b>YES</b>	<b>YES</b>	<b>YES</b>
Warehouse UNLOADING REFERENCE NUMBER "I-Number" (Not need in Singapore Warehouse)	Not Needed	Not Needed	Not Needed	Not Needed

#### How to Make an INBOUND Announcement (pre-delivery)

- I. Send a pre-delivery announcement to relevant **MacGregor employee (relevant Purchaser)** and to **DSV email** (lca.logistics@macgregor.com)
- II. Required Information to be provided for an INBOUND announcement
  - MacGregor PO number (10-digit: 4504/5xxxxxxx)
  - Delivery Note / Packing list
  - Invoice / Performa (mandatory for delivery originate from outside of the EU)
  - Mode of transport / Size and Weight of Packages / including Qty
  - Expected delivery date / time

#### When a delivery has been approved, you should

- I. Receive an acknowledgement
- II. Proceed with the delivery as announced,  
(Note: **UNLOADING REFERENCE NUMBER (I-Number), not needed in Singapore Warehouse**)

## 5. Delivery Document requirements

### I. Delivery Note /Packing List

- All Parts are required to be clearly identifiable and marked with MacGregor part numbers. (See detail specification of labelling Pg10)
- Delivery Note and Packing list should mention MacGregor PO number (mandatory)  
Preferably if you have been provided with a Macgregor delivery Number, it should be mentioned too (If available /Optional).
- Delivery Notes and Packing List should be addressed to Buyer and Consignee detail (See example below)

<b>DELIVERY NOTE</b>	
<b>Buyer</b>	<b>Warehouse Address</b>
MacGregor Pte. Ltd. 31 International Business Park, #05-01, Singapore 609921	MacGregor Pte Ltd (Logistic Centre Asia) c/o DSV Solutions Pte Ltd Level 4, 9 Pioneer View, Singapore 627581

### II. Invoice/ Pro-forma Invoice (mandatory for shipments originating from a non-EU region or country)

The invoice should contain data as follows ((See details in the example)

- Buyer Information
- Ship to / Consignee information
- MacGregor Po reference
- INCOTERMS

<b>PROFORMA INVOICE</b>	
	Date: 1 Aug 2022 Invoice # XXXXXXXX Customer ID : XXXXXX
<b>Buyer / Bill to:</b>	<b>Ship to</b>
MacGregor Pte. Ltd. 31 International Business Park, #05-01, Singapore 609921  GST No. 201311633G	MacGregor Pte Ltd (Logistic Centre Asia) c/o DSV Solutions Pte Ltd Level 4, 9 Pioneer View, Singapore 627581  GST No. 201311633G
<b>Shipping Information</b>	
Customer Po # INCOTERMS : FCA Singapore	Transport Mode Number of Packages / Weight ( )

### III. Other Shipping Document / Information (when applicable)

<b>Airfreight waybill</b>	<b>Sea freight Bill of Lading</b>
<p><b>Consignee</b> MacGregor Pte. Ltd. 31 International Business Park, #05-01, Singapore 609921 GST No. 201311633G</p> <p><b>Notify</b> MacGregor Pte Ltd (Logistic Centre Asia) c/o DSV Solutions Pte Ltd Level 4, 9 Pioneer View, Singapore 627581</p> <p><b>Preferred airports:</b> Singapore</p>	<p><b>Consignee</b> MacGregor Pte. Ltd. 31 International Business Park, #05-01, Singapore 609921 GST No. 201311633G</p> <p><b>Notify</b> MacGregor Pte Ltd (Logistic Centre Asia) c/o DSV Solutions Pte Ltd Level 4, 9 Pioneer View, Singapore 627581</p> <p><b>Port of discharge:</b> Singapore</p>

## 6. Freight forwarding / Courier accounts (such UPS, DHL etc)

When applicable (or instructed from our purchasers and logistic team) and as agreed incoterms, transport can be booked on MacGregor's accounts.

<b>Package (0- 30 kg)</b>	<b>Package above 30 kg</b>
<p><b>DHL Express 963230991</b></p> <p><b>Delivery address:</b> MacGregor Pte Ltd (Logistic Centre Asia) c/o DSV Solutions Pte Ltd Level 4, 9 Pioneer View, Singapore 627581 PIC: Eric Teo / NG MENG CHENG Phone no.: +65 8780 7219 / +65 9788 4556</p> <p><b>Always reference to MacGregor's PO number (450xxxxxxx)</b></p>	<p><b>Contact MacGregor APAC</b> Please send a collection request to our APAC logistics team Email : <a href="mailto:hoh.kar.poh@macgregor.com">hoh.kar.poh@macgregor.com</a> / <a href="mailto:tai.lou.yeo@macgregor.com">tai.lou.yeo@macgregor.com</a></p> <p>Information needed when making request</p> <p>1) Pick Up Address</p> <ul style="list-style-type: none"> <li>● Company name</li> <li>● Loading address</li> <li>● Contact person / Phone / Email</li> <li>● Shipment information</li> </ul> <p>2) Order / Delivery Details</p> <ul style="list-style-type: none"> <li>III. MacGregor PO number (450xxxxxxx)</li> <li>IV. Content</li> <li>V. Type of packaging</li> <li>VI. Number of packages</li> <li>VII. Size of Packages / Weight</li> </ul> <p>3) Any Special requirements (example)</p> <ul style="list-style-type: none"> <li>● ADR goods</li> <li>● Tail lift</li> </ul>

Always Ensure document requirement are adhered as mentioned above as Packing List, Commercial invoice etc (if applicable). Note the Buyer and Consignee details is correct.



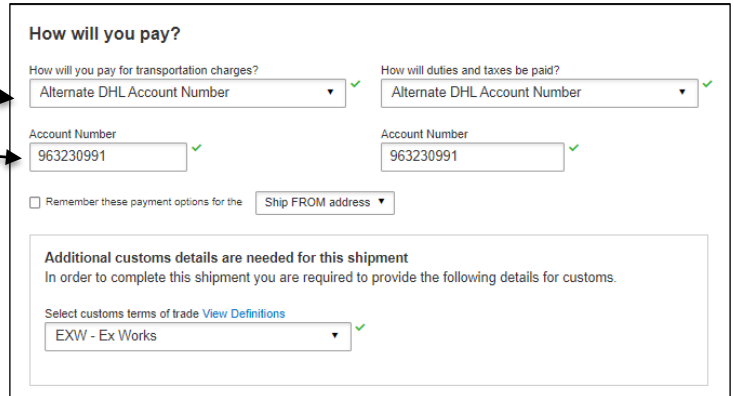
### TRANSPORTATION CHARGES (Courier Charges)

Depending on PO incoterms, if the transportation charges are to be borne by Macgregor

When booking a Courier, **ensure the PAYER is MacGregor, Please select “Charge to Account”** ....example from DHL page

Transportation charge to Account Number  
(Do NOT select “charge to Receiver”)

Ensure MacGregor account # is mentioned



The screenshot shows a DHL shipping form titled "How will you pay?". It contains several dropdown menus and text boxes. The first dropdown is "How will you pay for transportation charges?" with "Alternate DHL Account Number" selected. The second dropdown is "How will duties and taxes be paid?" with "Alternate DHL Account Number" selected. Below these are two "Account Number" fields, both containing "963230991" and marked with a green checkmark. There is a checkbox for "Remember these payment options for the Ship FROM address" which is unchecked. At the bottom, there is a section for "Additional customs details are needed for this shipment" with a dropdown for "Select customs terms of trade" set to "EXW - Ex Works" and marked with a green checkmark.

In case of further questions, please do not hesitate to contact the respective MacGregor employee who placed the order or arranging the delivery. Alternatively you may contact your local MacGregor sourcing contact or use [macgregorsupplier@macgregor.com](mailto:macgregorsupplier@macgregor.com)

#### Quick Reference / Information useful for Delivery / Shipping Document requirements Related to ASIA bound deliveries

##### Buyer / Bill to

MacGregor Pte. Ltd.  
31 International Business Park,  
#05-01, Singapore 609921  
Company Reg. No. 201311633G

Company Reg. No. 201311633G

##### Warehouse Address / Notify Party

MacGregor Pte Ltd  
(Logistic Centre Asia)  
c/o DSV Solutions Pte Ltd  
Level 4, 9 Pioneer View, Singapore 627581

##### Importer / Consignee

MacGregor Pte. Ltd.  
31 International Business Park,  
#05-01, Singapore 609921

**For Sea-freight / Port of discharge:** Singapore

**For Air-freight / Preferred airports:** Singapore

# MACGREGOR DELIVERY INBOUND Part Marking /Labelling & Document Guidelines INSTRUCTIONS

## DELIVERY to WAREHOUSE

### 1) INBOUND DELIVERY (mandatory)

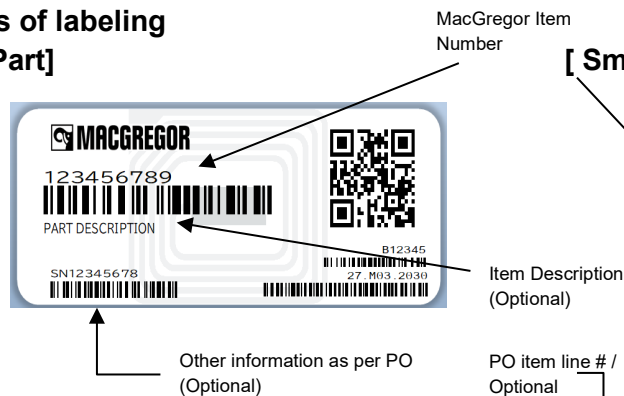
There is one important aspect, where you, as our honorable supplier/partners can support us for easier handling and facilitating of all inbound processes and therewith also ensure a smoother fast receiving and faster payment processing of your invoices.

- **Marking / Labeling of Parts** . ENSURE all and each delivered item can be identifiable. All Items MUST be clearly labeled with
  - 1) **MacGregor Item Number**,
  - 2) QTY, (\* Not needed for single qty part)
  - 3) Optional / Other information as instructed on Macgreger PO  
(such as PO line #)
  - 4) Optional / Part description
  - 5) Vendor / Supplier Part number (Optional)

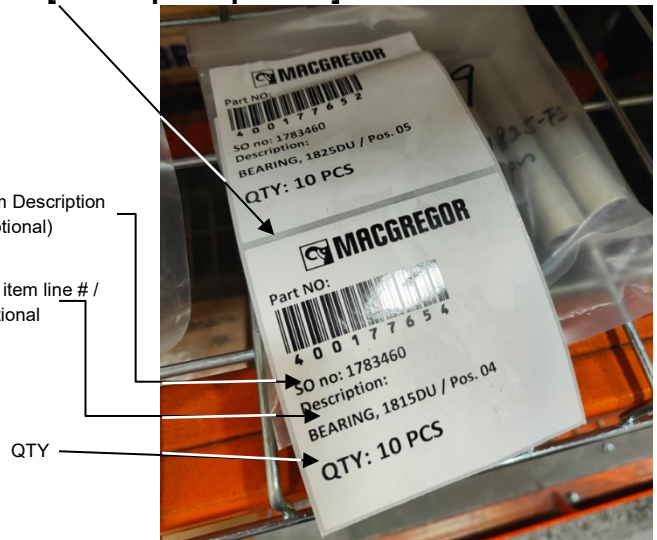
\* **Barcoded of information is highly encouraged**

For samll and non-labellable small parts, items can be grouped and packed together and labeled with the above mentioned.

### Examples of labeling [Single Part]



### [ Small parts packed]



• **Delivery Note**


Preferably all Delivery Notes should be in ENGLISH or multi-languages. This information must be provided for easy and fast identification for inbound receiving

- 1) Purchase Order Number (PO)
- 2) All Item-lines should have this information
  - i. Items-line #
  - ii. MacGregor item Number,
  - iii. QTY,
  - iv. Kit / Assembled / constructed part details
  - v. Vendor / Supplier material number.(optional)

**[Example of a Delivery Note]**

# Delivery Note

**Supplier Name**  
Address line 1  
City, Postcode  
Phone: 1234 567 890



---

**Sold To :**  
MacGregor Pte Ltd  
(VAT NL826448112B01)  
  
31 International Business Park,  
#05-01, Singapore 609921  
Phone: 1234 567 890  
Attn: Purchaser Name

Delivery Number	A22-87842
Customer	4504488315
PO Reference Number:	4504488315
Date:	21.8.2021
Location:	Venray, NL
Order Number:	1 of 1
Client number:	000-m00100
Carrier:	Delivery company
Delivery Method:	Air Freight/Courier
Total Weight:	25kg

**Delivery To :**  
MacGregor Logistic Center Europe  
C/O DSV Solutions  
Witte Vennenweg 1, 5807 EJ Oostrum,  
Netherlands  
Phone: +31 478 521 200  
Attn: Mr Warehouse

**Additional Information**  
*Returns must be made within 30 days.*

Item Line	Customer Part Ref	Product code	Description	QTY	Remarks
01	400012345	SKU16152	Example product Customer code: 400012345	5 PCS	
02	388-123 2567	SKU16152	Example product (KIT). Kit contains 2 subparts below	5 SET	This Kit
-	-	SKU16152-BD	Example Sub product	5 PCS	
-	-	SKU16152-ABD	Example Sub product	5 PCS	
03	10046586	SKU16155	Example product	10 PCS	

MacGregor purchase Order (PO) Number

Macgregor Part Number (Alternative can be mentioned on the description line)

Item Line (preferably same as MCG PO Item Line)

Vendor Part Number (your part number)

Example of Kit Part / Constructed / Dissembled units listed on the Delivery note. All Loose parts and/or sub-components should be identified on the delivery note

QTY

- **For Kits.** To facilitate receiving and avoid confusion, ensure all sub-components are packed together and reference to one (01) master MacGregor Item number. If the sub-components are in separate packs, consolidate it with secondary packaging. The same information should be indicated clearly on the delivery note too




Example of a Seal Kit pack as 1 single SKU / Part Number



Example of a Kit / subcomponents listed under 1 Part Number

- **For disassembled complete unit parts delivery.** Item such as a drive-shaft unit. Ensure the all sub-components are labelled individually /qty indicated and detailed in the delivery note . Packed all loose parts in a secondary packaging for easy indentifications.

**Or if units are assembled / constructed using 2 or more sub-components .** Example a coupling. This part is ordered with one (1) MacGregor part number “02638.XXX“. But from Supplier is an assembled item consisting of vendor 3 item numbers. Ensure the parts are labelled and detail of subcomponents listed as per be example on the Delivery Note (DO)



Example of a complete units parts delivered in loosely / subcomponents (instead of assembled)



Example of a few parts assembled as a unit delivered (with 9 SKU)

**Example of Delivery Note showing**

Item Line	Customer Part Ref	Product code	Description	QTY	Remarks	
01	400012345	SKU16152	Example Seal KIT Customer code / 400012345	5 Pack	← 1) Complete Kit with single SKU	
02	388-123 2567	NA	Example product COUPLING Complete assembled.	5 SET		← 2) Few SKU parts assembled as a unit
-	-	- SKU16153-BD	Example Sub product (2pc/set)	10		
-	-	- SKU16154-ABD	Example Sub product (1pc/set)	5		
03	10046586	SKU16155	Example product SHAFT (dissembled)	1 Set	← 3) A complete SKU unit	
-	-	- SKU161000-a	Example Sub product bearing (2pc/set)	2		
-	-	- SKU1615455-ab	Example Sub product main shaft (1pc/set)	1		

● **For Consolidated Shipments / Multiple POs**

If you are delivering multiple orders at the same time, ensure the following steps are taken to facilitate receiving and avoid confusion.

- i. Ensure all POs are be packed individually separated and labelled as per above instructions. PO Numbers should be clearly marked on individual packages
- ii. A separate Packing list must be provided for each PO / order / package
- iii. Consolidate the above, in a larger secondary packaging (such as large carton, wooden crate or strapped on a pallet)
- iv. A Master shipping List must be provided for the secondary package (listing all the PO orders Numbers contained within)

POs should be packed individually and Labelled, and consolidated in a larger box or package.

There should be separate packing list provided for each PO package/box within and PO number mark on box

On the Secondary package, a master shipping list mentioning the PO Numbers contained within

